

Acoustic Weather Louvres

Description

For supply or extract air, the Acoustic Louvre is designed to attenuate medium and high frequency noise breakout from ductwork and plantroom openings. Available in single bank or, for higher levels of attenuation, double bank.

Construction

Cases and blades formed from aluminium sheet. The attenuation material is glass wool faced with perforated sheet.

Size and Weight

From 500 x 500 to 1200 x 2000 in a single panel, large units are available in multiple units which bolt together in situ.

Single bank 39kg/m²

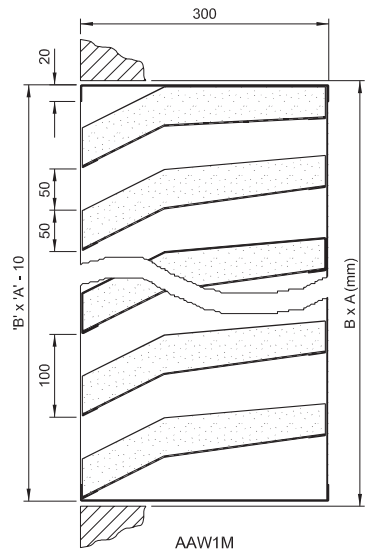

Double bank 79kg/m²

Free area approximately 40%

Product Specification

STATE QUANTITY, THE PRODUCT CODING AND THE SIZE WIDTH X HEIGHT

e.g. 10 Qty. AAW1M+1D 1000 x 800.



Product Type	Construction	Options	Mesh Options
A Acoustic Louvre	AW Aluminium	1 Single Bank	M Bird Mesh
		2 Double Bank	I Insect Mesh
			0 None



Fixings	Finish
0 Fixings Through Side Casing	D Mill Finish
1 Single Fixing Flange	C PPC BS / RAL Colour
2 Double Fixing Flange	

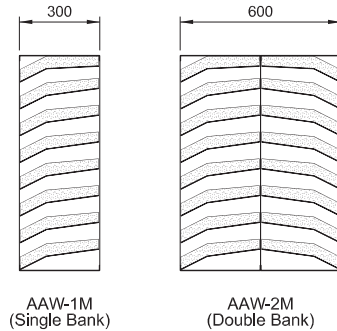
Technical Data Acoustic Louvres

Table .1.

Acoustic Louvre - Static Insertion Loss (dB)								
Octave Band Frequency (Hz)	63	125	250	500	1K	2K	4K	8K
Single Louvre Bank (Standard)	6	7	12	13	14	13	13	11
Double Louvre Bank (Optional)	8	10	18	19	21	20	18	16

Table .2.

Face Velocity And Pressure Drop		
M/s Face Velocity	Pascals Single Bank	Pascals Double Bank
0.50	2	2
0.75	4	4
1.00	6	7
1.25	9	10
1.50	14	15
1.75	17	19
2.00	23	25
2.25	29	31
2.50	35	39
2.75	43	47
3.00	50	56

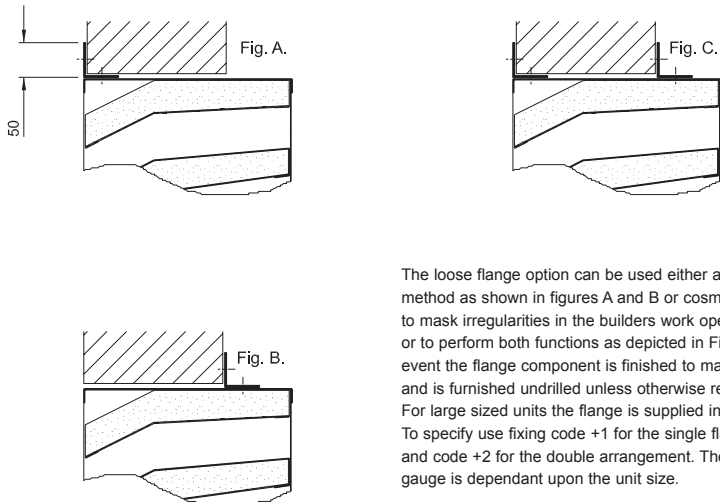


Selection:

Recommended Face Velocity is 1.5 - 2.0 M/s

Air Volume / Face Velocity = M² Area of Acoustic Louvre

Acoustic Louvres Fixing Options



The loose flange option can be used either as a fixing method as shown in figures A and B or cosmetically to mask irregularities in the builders work opening, or to perform both functions as depicted in Fig.C. In either event the flange component is finished to match the unit and is furnished undrilled unless otherwise requested. For large sized units the flange is supplied in sections. To specify use fixing code +1 for the single flange option and code +2 for the double arrangement. The flange gauge is dependant upon the unit size.